



SH14 Specification

Splicing Server

Version: V2.0.1

Release Date: April 2025

Revision History

Version Number	Brief description of the revised content	Revision Date	Revisionist
V2.0.1	Optimize function description and specification format Support fiber optic output board	2025-07-01	-
V 1.0.1	Updated features	2024-11-11	-
V1.0.0	Initial release	2024-09-10	-

Product Overview

SH14 video splicing server is a professional video processing and control device featuring a pure hardware FPGA design architecture and a modular design. It offers a comprehensive range of input and output interfaces, allowing for flexible configuration of input and output boards to meet the needs of different project applications. It is widely used in television stations, dispatch rooms, command centers, exhibition halls, conference rooms, stage performances, data centers, and multi-purpose halls.

SH14 splicing server supports 8K ultra -high-definition video access, multi-screen and multi-layer management, input and output EDID management , input preview, 3D output , and Genlock , meeting diverse and complex project requirements.

Product Certification

CCC , ROHS

Kystar immediately for confirmation or processing. Otherwise, if any legal risks are caused, the customer shall bear them by himself or Kystar shall have the right to seek compensation.

Features

14U chassis with flexible expansion and super load capacity

- A single card supports 8 channels of 2K@60Hz .

- The single board supports 2-channel 4K@60Hz input and supports input of up to 8K × 2K@60Hz .
- The single-board card supports 10 network port outputs and a maximum load of 6.5 million pixels.
- The whole machine supports 160 channels of 2K@60Hz input and 224 channels of network output at the same time, with a maximum load of 147 million pixels.

8K input, massive layers

- Single channel supports DP1.4 input , with a maximum resolution of 8K × 4K @30Hz .
- A single card supports a maximum of 24 2K @60Hz layers, 12 4K @30Hz layers, or 6 4K @60Hz layers.
- A single machine supports a maximum of 128 2K layers .

Innovative architecture, layer sharing

- Unique hardware output partition design, each zone builds an independent layer resource pool to achieve layer resource sharing within the zone .

Web control, convenient and fast

- No software installation is required, it uses web -based control and is not restricted by operating systems or platforms.
- The operation is simple and fast, with real-time response and easy configuration of complex scenarios.

- Real-time preview function can be realized without the need for an external monitoring board .

Multiple management methods , easy management

- Scene Management
 - Different preset parameters can be saved as scenes, supporting one-click call of single-screen and multi-screen scenes for easy switching.
- Group screen management
 - Supports management of up to 8 groups of screens, and each group of screens can customize the output resolution, making it easy to complete complex scene display control.

Diverse display , rich visual experience

- Rolling subtitles
 - Subtitles can be displayed statically or scrolled dynamically. Users can set the font, subtitle background, scrolling mode, etc.
 - A single screen supports up to 2 subtitles.
- Seamless switching
 - When switching signals or calling scenes, there is no black screen, no flickering, and no lag during the entire process.

Intelligent monitoring and backup , stable and reliable


- Real-time hardware monitoring
 - Supports hardware monitoring, including real-time monitoring of each hardware module's temperature and voltage , firmware version, operating status , fan speed , etc.
- Support remote upgrade
 - Program upgrades can be performed remotely, making system maintenance simple.
- Support redundant power supply
 - Supports adding two power supplies to improve system reliability and stability .
- Support input module and output module backup
 - Automatic switching in case of failure, double protection of system operation , and the switching process does not affect equipment operation.

Appearance

Front panel appearance



Rear panel appearance



Illustrate:

The machine back panels posted in this article are all samples and are for reference only. Please refer to the actual product purchased.

Rear panel silk screen description:

1 The marked slot is an input slot and can only be used to install input cards.

6 The marked slots are output slots and can only be used to install output cards.



The marked slot is the control board slot and can only be used to install a control board.

Input Board Introduction

SHx_4×DVI Input Board



DVI input interface

- Number of input interfaces: 4-way DVI
- Maximum input resolution: 2048×1152@60Hz
- Custom resolution:
 - Maximum width 2048 (2 048 × 1152 @ 60 Hz)
 - Maximum height 2048 (1152 × 2048 @ 60 Hz)
- Video input formats: RGB444, YCbCr444 , 4x22 , 4x20

Performance
parameters

Input card specifications


- Input signal level: TMDS /CML
- Impedance: Differential 100ohm
- Power consumption: 5W

Indicator status description

- Steady on: Input signal is connected normally
- Off: Input is not connected or input is abnormal

*From left to right, the top side of the first column of lights indicates DVI-1 , and the bottom side indicates DVI-2 . Similarly, the top side of the second column of lights indicates DVI-3 , and the bottom side indicates DVI-4 .

SHx_4×HDMI1.3 input board



HDMI 1.3 input interface

- Number of input interfaces: 4 HDMI1.3
- Maximum input resolution: 2048×1152@60Hz
- Custom resolution:
 - Maximum width 2048 (2 048 × 1152 @ 60 Hz)
 - Maximum height 2048 (1152 × 2048 @ 60 Hz)
- Video input formats: RGB444, YCbCr444 , 4x22 , 4x20

Performance
parameters

Input card specifications


- Input signal level: TMDS /CML
- Impedance: Differential 100ohm
- Power consumption: 5 W

Indicator status description

- Steady on: Input signal is connected normally
- Off: Input is not connected or input is abnormal

*From left to right, the top of the first column of lights indicates HDMI-1, and the bottom indicates HDMI-2. Similarly, the top of the second column of lights indicates HDMI-3, and the bottom indicates HDMI-4 .

SHx_8×HDMI1.3 input board



Performance
parameters

HDMI 1.3 input interface

- Number of input interfaces: 8-way HDMI1.3
- Maximum input resolution: 2048×1152@60Hz

- Custom resolution:
 - Maximum width 2048 (2 048 × 1152 @ 60 Hz)
 - Maximum height 2048 (1152 × 2048 @ 60 Hz)
- Video input formats: RGB444, YCbCr444 , 4x22 , 4x20

Input card specifications

- Input signal level: TMDS /CML
- Impedance: Differential 100ohm
- Power consumption: 10 W

Indicator status description

- Steady on: Input signal is connected normally
- Off: Input is not connected or input is abnormal

*From left to right, the first column of lights indicates HDMI-1 on the top and HDMI-2 on the bottom ; the second column of lights indicates HDMI-3 on the top and HDMI-4 on the bottom ; the third column of lights indicates HDMI-5 on the top and HDMI-6 on the bottom; the fourth column of lights indicates HDMI-7 on the top and HDMI-8 on the bottom .

SHx_4 × 3G-SDI Input Board



3G-SDI input interface

- Number of input interfaces: 4 -channel 3G-SDI
- Maximum input resolution: 1920×1080@ 60Hz
- Video source standards: ST-424 (3G), ST-292 (HD) and SMPTE 259 SD
- Compatible with HD-SDI and SD-SDI standards
- Support loop-out, S DI loop-out interface corresponds to the input interface one to one
- Support 1080i/576i/480i deinterlacing
- Custom input resolution is not supported

Input card specifications

Performance
parameters

- Input signal level: TMDS /CML
- Impedance: Coaxial 75ohm
- Power consumption: 10W

Indicator status description

- Steady on: Input signal is connected normally
- Off: Input is not connected or input is abnormal

*From left to right, the top of the first column of lights indicates SDI -1 , and the bottom indicates SDI -2 . Similarly, the top of the second column of lights indicates SDI -3 , and the bottom indicates SDI -4 .

SSHx_2 × IP input board



Input card specifications

- of input interfaces: 2 RJ14
- Supported protocols: R TSP
- Support IPC video encoding formats: H.264, H.265
- Supports video encoding with decoder encoder.
 - Supports video decoding of unicast streams.
 - Supports H.264/H.265 YUV420 8-bit video decoding of I and P frames.
- Single card simultaneous decoding performance:
 - 2-way 800W
 - 6-way 400W
 - 12-way 200W
- Power consumption: 10W

Indicator status description

- Steady on: IP decoding function is normal
- Off: IP decoding function is abnormal

Performance
parameters

IP-1 on the top and IP-2 on the bottom

SHx_2 × HDMI 1.4 input board

Performance
parameters


HDMI 1.4 input interface

- Number of input interfaces: 2 -way HDMI 1.4
- Maximum input resolution: 4096×2160@30Hz
- Custom resolution:
 - Maximum width 4096 (4096 × 2160@30Hz)
 - Maximum height 4096 (2000 × 4096 @ 30 Hz)
- Video input formats: RGB444, YCbCr444 , 4x22 , 4x20
- Support channel-associated audio

Input card specifications

- Input signal level: TMDS /CML
- Impedance: Differential 100ohm
- Power consumption: 5W

Indicator status description

- Steady on: Input signal is connected normally
- Off: Input is not connected or input is abnormal

*The first column of lights from left to right indicates HDMI1.4-1 on the upper side and HDMI1.4-2 on the lower side .

SHx_4 ×HDMI 1.4 input board

Performance
parameters


HDMI 1.4 input interface

- Number of input interfaces: 4 -way HDMI 1.4
- Maximum input resolution: 4096×2160@30Hz
- Custom resolution:
 - Maximum width 4096 (4096 × 2160@30Hz)
 - Maximum height 4096 (2000 × 4096 @ 30 Hz)
- Video input formats: RGB444, YCbCr444 , 4x22 , 4x20
- Support channel-associated audio

Input card specifications


- Input signal level: TMDS /CML
- Impedance: Differential 100ohm
- Power consumption: 10W

Indicator status description

- Steady on: Input signal is connected normally
- Off: Input is not connected or input is abnormal

*From left to right, the top of the first row of lights indicates HDMI 1.4-1 , and the bottom indicates HDMI 1.4-2 . Similarly, the top of the second row of lights indicates HDMI 1.4-3 , and the bottom indicates HDMI 1.4-4 .

SHx_4 ×HD Base T_2K Input Board



HDBase T_2K input interface

Performance parameters

- of input interfaces: 4 RJ45 interfaces
- Maximum input resolution: 2048×1152@60Hz
- Custom resolution:
 - Maximum width 2048 (2 048 × 1152 @ 60 Hz)
 - Maximum height 2048 (1152 × 2048 @ 60 Hz)
- Support channel-associated audio

Input card specifications


- Input signal level: TMDS /CML
- Impedance: Differential 100ohm
- Power consumption: 20W
- Transmission distance: Maximum 100 meters (category 6 twisted pair)

Indicator status description

- Steady on: Input signal is connected normally
- Off: Input is not connected or input is abnormal

*From left to right, the top of the first column of lights indicates HDB enzyme T-1 , and the bottom indicates HDB enzyme T-2 . Similarly, the top of the second column of lights indicates HDB enzyme T-3 , and the bottom indicates HDB enzyme T-4 .

SHx_2 ×HD Base T_4K30 Input Board



HDBaseT_4K30 input interface

- of input interfaces: 2 RJ45 interfaces
- Maximum input resolution: 4096×2160@30Hz
- Custom resolution:
 - Maximum width 4096 (4096 × 2160@30Hz)
 - Maximum height 4096 (2000 × 4096 @ 30 Hz)
- Support channel-associated audio

Performance
parameters

Input card specifications


- Input signal level: TMDS /CML
- Impedance: Differential 100ohm
- Power consumption: 10W
- Transmission distance: Maximum 100 meters (category 6 twisted pair)

Indicator status description

- Steady on: Input signal is connected normally
- Off: Input is not connected or input is abnormal

HDB enzyme T-1 on the upper side and HDB enzyme T-2 on the lower side .

SHx_4 ×HD Base T_4K30 Input Board



HDBaseT_4K30 input interface

- of input interfaces: 4 RJ45 interfaces
- Maximum input resolution: 4096×2160@30Hz
- Custom resolution:
 - Maximum width 4096 (4096 × 2160@30Hz)
 - Maximum height 4096 (2000 × 4096 @ 30 Hz)
- Support channel-associated audio

Performance
parameters

Input card specifications


- Input signal level: TMDS /CML
- Impedance: Differential 100ohm
- Power consumption: 20W
- Transmission distance: Maximum 100 meters (category 6 twisted pair)

Indicator status description


- Steady on: Input signal is connected normally
- Off: Input is not connected or input is abnormal

*From left to right, the top of the first column of lights indicates HDBase T_4K -1 , and the bottom indicates HDBase T_4K -2 . Similarly, the top of the second column of lights indicates HDBase T_4K -3 , and the bottom indicates HDBase T_4K -4 .

SHx_1 × 12G-SDI Input Board

Performance parameters	<div data-bbox="427 219 1348 324">  </div> <h3>12G-SDI input interface</h3> <ul style="list-style-type: none"> Number of input interfaces: 1- channel 12G-SDI Maximum input resolution: 4096×2160@ 60Hz Video source standards: ST-2082-1 (12G), ST-2081-1 (6G), ST-424 (3G), ST-292 (HD), and SMPTE 259 SD Compatible with 6G-SDI, 3G-SDI, HD-SDI and SD-SDI standards Support loop-out Support 1080i/576i/480i deinterlacing Custom input resolution is not supported <h3>Input card specifications</h3> <ul style="list-style-type: none"> Input signal level: TMDS /CML Impedance: Coaxial 75ohm Power consumption: 10W <h3>Indicator status description</h3> <ul style="list-style-type: none"> Steady on: Input signal is connected normally <p>Off: Input is not connected or input is abnormal</p>
------------------------	---

SHx_1 ×HDMI 2.0 input board

Performance parameters	<div data-bbox="427 1494 1348 1599">  </div> <h3>HDMI 2.0 input interface</h3> <ul style="list-style-type: none"> Number of input interfaces: 1 -way HDMI 2.0 Maximum input resolution: 4096×2160@60Hz or 7680×1200@60Hz Custom resolution: <ul style="list-style-type: none"> Maximum width 8192 (8192 × 1080@60Hz)
------------------------	---

- Maximum height 8192 (1000 × 8192 @ 60 Hz)

- Video input formats: RGB444, YCbCr444 , 4x22 , 4x20
- Support channel-associated audio

Input card specifications

- Input signal level: TMDS /CML
- Impedance: Differential 100ohm
- Power consumption: 5W

Indicator status description

- Steady on: Input signal is connected normally
- Off: Input is not connected or input is abnormal

SHx_1 × DP1.2 input board



DP 1.2 input interface

- Number of input interfaces: 1 DP 1.2
- Maximum input resolution: 4096×2160@60Hz or 7680×1200@60Hz
- Custom resolution:
 - Maximum width 7680 (7680 × 1200@60Hz)
 - Maximum height 7680 (1080 × 7680 @ 60 Hz)
- Video input formats: RGB444, YCbCr444 , 4x22 , 4x20
- Support channel-associated audio

Input card specifications


- Input signal level: TMDS /CML
- Impedance: Differential 100ohm
- Power consumption: 5W

Indicator status description

Performance
parameters

- Steady on: Input signal is connected normally
- Off: Input is not connected or input is abnormal

SHx_2 × HDMI2.0 input board



HDMI 2.0 input interface

- Number of input interfaces: 2 -way HDMI 2.0
- Maximum input resolution: 4096×2160@60Hz or 7680×1200@60Hz
- Custom resolution:
 - Maximum width 8192 (8192 × 1080@60Hz)
 - Maximum height 8192 (1000 × 8192 @ 60 Hz)
- Video input formats: RGB444, YCbCr444 , 4x22 , 4x20
- Support channel-associated audio

Performance
parameters

Input card specifications


- Input signal level: TMDS /CML
- Impedance: Differential 100ohm
- Power consumption: 10W

Indicator status description

- Steady on: Input signal is connected normally
- Off: Input is not connected or input is abnormal

*From left to right, the first column of lights, the upper side indicates HDMI2.0-1 , and the lower side indicates HDMI2.0-2 .

SHx_2 × DP1.2 input board



Performance
parameters

DP 1.2 input interface

- Number of input interfaces: 2 -way DP 1.2
- Maximum input resolution: 4096×2160@60Hz or 7680×1200@60Hz
- Custom resolution:
 - Maximum width 7680 (7680 × 1200@60Hz)
 - Maximum height 7680 (1080 × 7680 @ 60 Hz)
- Video input formats: RGB444, YCbCr444 , 4x22 , 4x20
- Support channel-associated audio

Input card specifications

- Input signal level: TMDS /CML
- Impedance: Differential 100ohm
- Power consumption: 10W

Indicator status description

- Steady on: Input signal is connected normally
- Off: Input is not connected or input is abnormal

*From left to right, the first column of lights, the upper side indicates DP1.2-1 , and the lower side indicates DP1.2-2 .

SHx _1 × DP1.4 _ 8K Input Board



DP1.4 input interface

Performance parameters

- of input interfaces: 1 DP1.4
- Maximum input resolution: 7680 x 4320@30Hz or 7680 x 2160@60Hz or 3840 x 2160@ 120Hz
- Custom resolution:
 - Maximum width 15360 (15360 × 1080@30Hz)
 - Maximum height 15360 (1000 × 15360 @ 30 Hz)
- Video input formats: RGB444, YCbCr444 , 4x22 , 4x20
- Support channel-associated audio

Input card specifications

- Input signal level: TMDS /CML
- Impedance: Differential 100ohm
- Power consumption: 1.5W

Indicator status description

- Steady on: Input signal is connected normally
- Off: Input is not connected or input is abnormal

Output Board Introduction

SHx_8×NET output board



Network output interface

- 8-way R J45 Gigabit network port
- The maximum supported resolution of a single card is 5.2 million pixels, and the maximum supported resolution of a single network port is 4,096 pixels .
- Single network port load
 - outputting 60Hz frame rate, 8bit supports 650,000 pixels
 - outputting 120Hz frame rate, 8bit supports 320,000 pixels
- Support network port backup
- Supports arbitrary layout of network port positions within the device load range

Output card specifications

- Power consumption: 5W


Performance
parameters

Network port indicator status description

- The yellow light is off, and the green light is off: The network cable is not connected or the network port hardware is faulty.
- Yellow light is always on, green light is always on: connection is normal, no communication
- Yellow light flashes, green light is always on: connection is normal, communication is normal

*Single network port, the left side is yellow and the right side is green.

SHx_10×NET output board



Network output interface

- 10 -way R J45 Gigabit network port
- The maximum supported pixel count for a single card is 6.5 million pixels, and the maximum supported pixel count for a single network port is 4,096 pixels .
- Single network port load
 - outputting 60Hz frame rate, 8bit supports 650,000 pixels
 - outputting 120Hz frame rate, 8bit supports 320,000 pixels
- Support network port backup
- Supports arbitrary layout of network port positions within the device load range

Output card specifications

- Power consumption: 5W

Network port indicator status description

- The yellow light is off, and the green light is off: The network cable is

Performance
parameters

not connected or the network port hardware is faulty.

- Yellow light is always on, green light is always on: connection is normal, no communication
- Yellow light flashes, green light is always on: connection is normal, communication is normal

*Single network port, the left side is yellow and the right side is green.

SHx_8×NET+2 x Fiber Output Board



Network output interface + optical fiber output interface

- 8- way RJ45 Gigabit network port + 2 -way 10G optical fiber output interface
- The maximum supported pixel count for a single card is 5.2 million pixels, and the maximum supported pixel count for a single network port is 4,096 pixels .
- Single network port load
 - outputting 60Hz frame rate, 8bit supports 650,000 pixels
 - outputting 120Hz frame rate, 8bit supports 320,000 pixels
- Support network port backup
- Supports arbitrary layout of network port positions within the device load range
- Optical fiber output interface:
 - Standalone mode: Single fiber output port with a maximum load of 5.2 million pixels
 - -2 on the same layer card as the backup output port of Fiber -1 ;

Output card specifications

- Power consumption: 10W

Performance parameters

Network port indicator status description

- The yellow light is off, and the green light is off: The network cable is not connected or the network port hardware is faulty.
- Yellow light is always on, green light is always on: connection is normal, no communication
- Yellow light flashes, green light is always on: connection is normal, communication is normal

*Single network port, the left side is yellow and the right side is green.

SHx_4×DVI output board



DVI output interface

- Output interface quantity: 4 -way DVI
- Maximum output resolution: 2048×1152@60Hz
- Custom resolution:
 - Maximum width 4096 (4096×616@60Hz)
 - Maximum height 4096 (480×4096@60Hz)
- Video output format: RGB444
- Support channel-associated audio


Output card specifications

- Output signal level: TMDS /CML
- Impedance: Differential 100ohm
- Power consumption: 5W


Note:

- Can only be inserted into the 3rd, 6th , 9th , 12th, 15th , 18th, 21st , and 24th layer output slots

SHx_4×HDMI1.3 输出板卡

Performance parameters	 <p>HDMI 1.3 output interface</p> <ul style="list-style-type: none"> ● Output interface quantity: 4 -way HDMI 1.3 ● Maximum output resolution: 2048×1152@60Hz ● Custom resolution: <ul style="list-style-type: none"> - Maximum width 4096 (4096×616@60Hz) - Maximum height 4096 (480×4096@60Hz) ● Video output format: RGB444 ● Support channel-associated audio <p>Output card specifications</p> <ul style="list-style-type: none"> ● Output signal level: TMDS /CML ● Impedance: Differential 100ohm ● Power consumption: 5 W <p>Note:</p> <ul style="list-style-type: none"> ● Can only be inserted into the 3rd, 6th , 9th , 12th, 15th , 18th, 21st , and 24th layer output slots
------------------------	---

SHx_4×HDMI1.3_AUDIO output board

Performance parameters	 <p>HDMI 1.3 output interface</p> <ul style="list-style-type: none"> ● Output interface quantity: 4- way HDMI 1.3 , 4- way 3.5 mm audio output ● Maximum output resolution: 2048×1152@60Hz ● Custom resolution: <ul style="list-style-type: none"> - Maximum width 4096 (4096×616@60Hz) - Maximum height 4096 (480×4096@60Hz) ● Video output format: RGB444 ● Support channel-associated audio
------------------------	---


Output card specifications

- Output signal level: TMDS /CML
- Impedance: Differential 100ohm
- Power consumption: 5 W

Note:

- Can only be inserted into the 3rd, 6th , 9th , 12th, 15th , 18th, 21st , and 24th layer output slots

SHx_4×3G-SDI Output Board



3G-SDI output interface

- Output interface quantity: 4 -channel 3G-SDI
- Maximum output resolution: 1920×1080@ 60Hz
- Output video source standards: ST-424 (3G), ST-292 (HD) and SMPTE 259 SD
- Compatible with HD-SDI and SD-SDI standards
- Support 1080i deinterlaced output
- Support output timing selection


Output card specifications

- Output signal level: TMDS /CML
- Impedance: Coaxial 75ohm
- Power consumption: 5W


Note:

- Can only be inserted into the 3rd, 6th , 9th , 12th, 15th , 18th, 21st , and 24th layer output slots

SHx_1×HDMI2.0 output board

Performance parameters	
	<p>HDMI 2.0 output interface</p> <ul style="list-style-type: none"> ● Output interface quantity: 1- way HDMI 2.0 , 1- way 3.5 mm audio output ● Maximum output resolution: 4096×2160@60Hz or 7680×1200@60Hz ● Custom resolution: <ul style="list-style-type: none"> - Maximum width 8192 (8192 × 1080@60Hz) - Maximum height 8192 (1000 × 8192 @ 60 Hz) ● Video output format: RGB444 ● Support channel-associated audio ● Support 3.5mm audio output <p>Output card specifications</p> <ul style="list-style-type: none"> ● Output signal level: TMDS /CML ● Impedance: Differential 100ohm ● Power consumption: 5W <p>Note:</p> <ul style="list-style-type: none"> ● Can only be inserted into the 3rd, 6th , 9th , 12th, 15th , 18th, 21st , and 24th layer output slots

SHx_1×DP1.2 output board

Performance parameters	
	<p>DP 1.2 output interface</p> <ul style="list-style-type: none"> ● Output interface quantity: 1 DP 1.2 , 1 3.5 mm audio output ● Maximum output resolution: 4096×2160@60Hz or 7680×1200@60Hz ● Custom resolution: <ul style="list-style-type: none"> - Maximum width 7680 (7680 × 1200@60Hz) - Maximum height 7680 (1000 × 7680 @ 60 Hz)

- Video output format: RGB444
- Support channel-associated audio
- Support 3.5mm audio output

Output card specifications

- Output signal level: TMDS /CML
- Impedance: Differential 100ohm
- Power consumption: 5W

Note:

- Can only be inserted into the 3rd, 6th , 9th , 12th, 15th , 18th, 21st , and 24th layer output slots

Control Board Introduction

SHx _control board



Interface parameters

- COM-1: RS232 control port, can be connected to the central control system
- COM-2: RS232 control port, can be connected to the central control system; can be used as the COM-1 loop-out port
- USB: USB 3.0 port, used for system upgrades only and cannot be used to power other devices.
- ETHERNET: Gigabit Ethernet port, communication interface, connected to control computer, router or switch for Web control and pre-monitoring


Indicator status description

- RUN light status
 - Flashing: The device is starting up
 - Fixed frequency flashing: 1/2S, the system is operating normally


Performance parameters

- No flash or no light: System failure (after the device is turned on)
- PWR indicator status
 - Steady on: The device is powered normally.
 - Off: The device power supply is abnormal.

SHx _ Enhanced Control Card



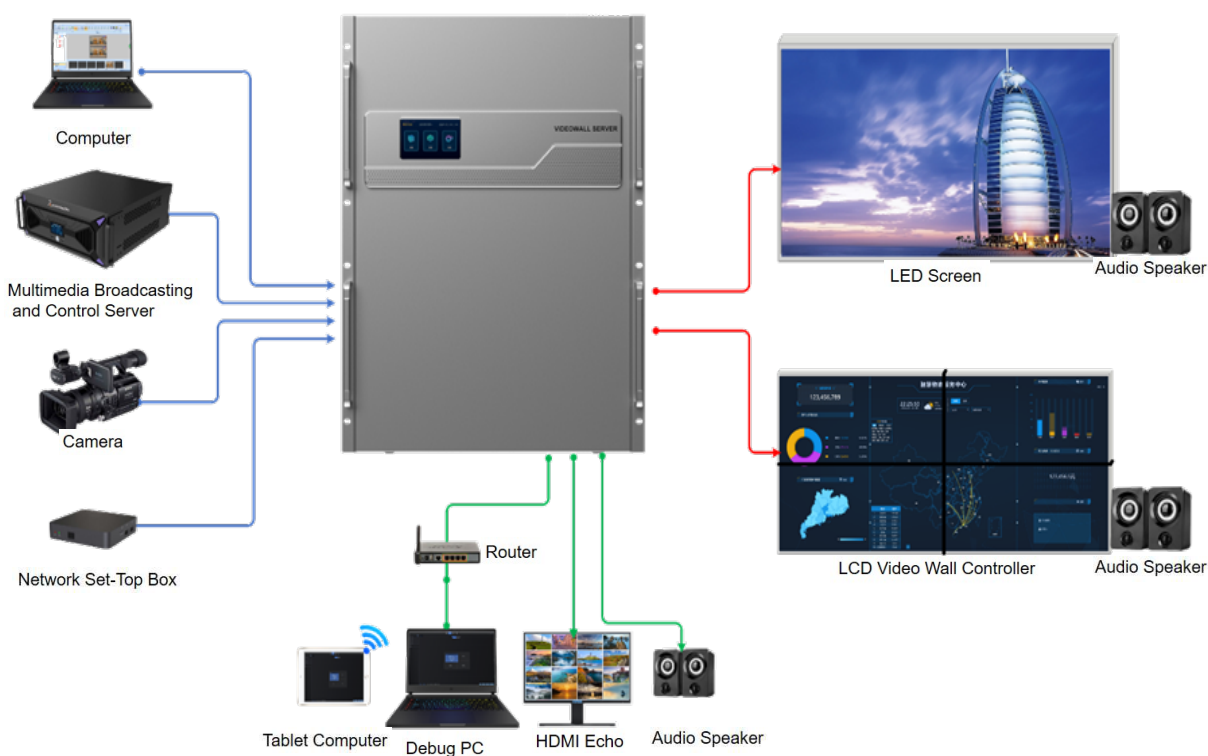
Interface parameters

- 3D-SYNC : 3D synchronization signal output interface
- GENLOCK : External synchronization signal source
 - IN: External signal source input
 - LOOP: Synchronous output of external signal source
- COM-1 : RS232 control port, can be connected to the central control system
- COM-2 : RS232 control port, can be connected to the central control system; can be used as COM-1 loop-out port
- USB : USB 3.0 port , used only for system upgrades and cannot be used to power other devices.
- ETHERNET : Gigabit Ethernet port, communication interface, connected to control computer, router or switch for Web control and pre-monitoring
- Monitor : HDMI display interface . Output resolution: 1920×1080@60Hz
-  Audio output interface : You can set a certain input source audio output to the large screen speaker or for audio monitoring in the control room

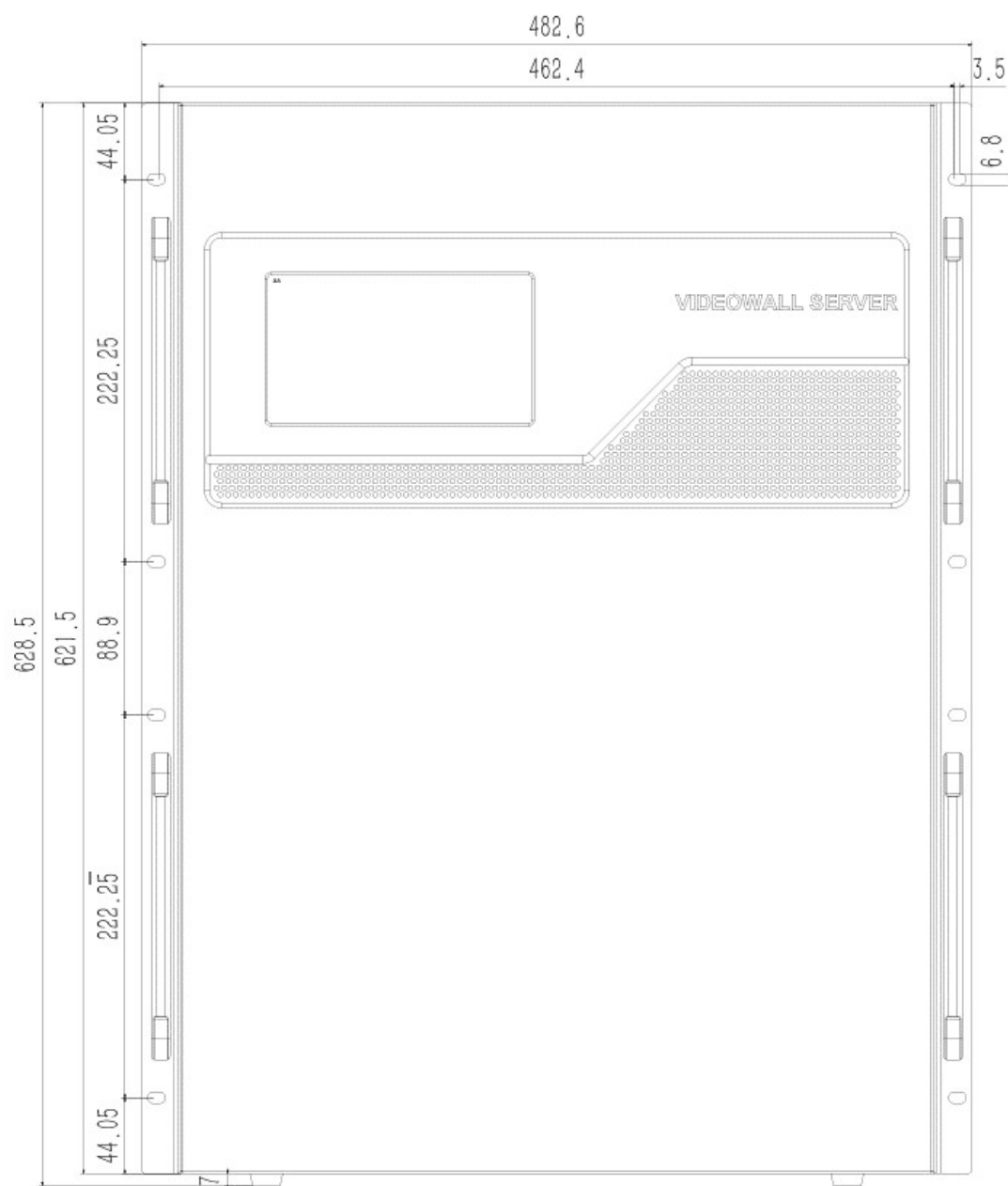
Indicator status description

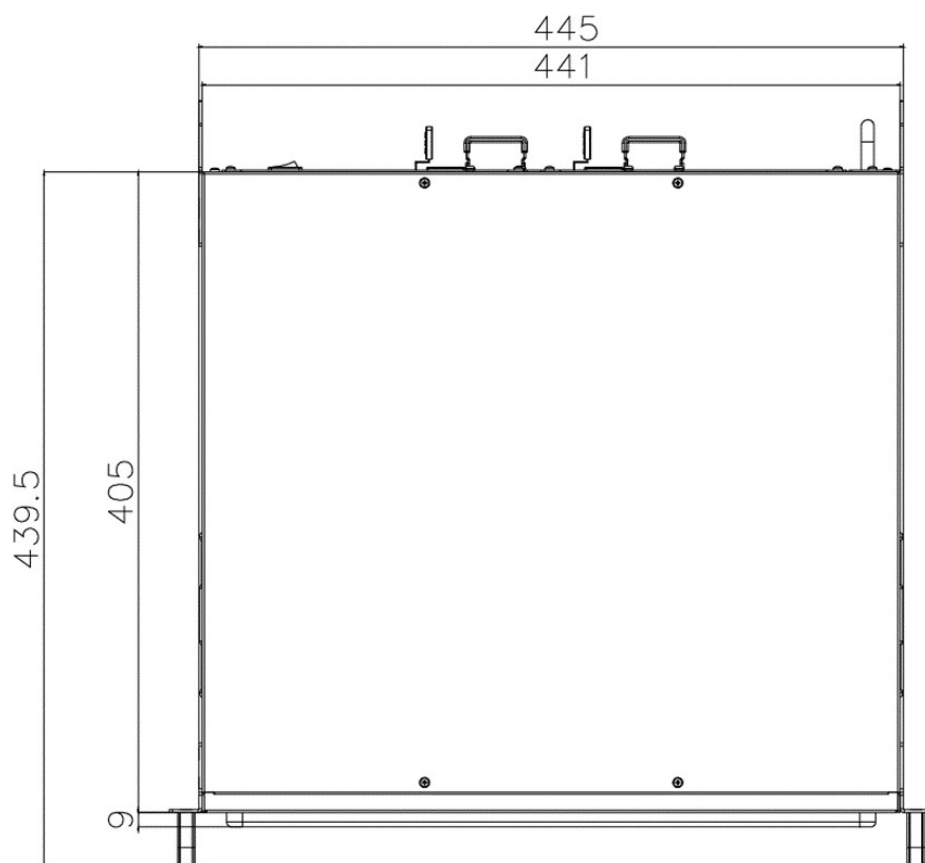
- RUN light status
 - Flashing: The device is starting up
 - Fixed frequency flashing: 1/2S, the system is operating normally
 - No flash or no light: System failure (after the device is turned on)
- PWR indicator status
 - Steady on: The device is powered normally.
 - Off: The device power supply is abnormal.

Scene topology diagram



Size





Unit: mm


Specifacation

Product Specification	
Model	SH14
Chassis specifications	14U
Maximum number of supported input cards	20 sheets
Maximum number of supported input channels	Route 160
Maximum number of supported output cards	24 sheets
Maximum number of supported output network ports	Route 224
Maximum number of layers	128
Input power	110-240V~, 50/60Hz, 7.2A-3.5A
Power consumption of the whole machine	600W
Work Environment	0 ~45 °C, 0% RH ~ 80% RH, non-condensing
Storage environment	-20 °C ~65 °C, 0%RH~95%RH, non-condensing
Dimensions	4 82.6mm × 439.5mm × 628.5mm (L×W×H)
Packing size	670mm × 630mm × 900mm (L×W×H)
Net weight	51KG
Gross weight	52KG

Copyright Notice

Copyright © 2025 Beijing Kystar Technology Co., Ltd. All rights reserved.

Without the written permission of our company, no organization or individual may excerpt or copy part or all of the contents of this document without authorization, and may not disseminate it in any form.

Trademark Notice  It is a registered trademark of Beijing Kystar.

Statement

Welcome to choose the products of Beijing Kystar Technology Co., Ltd. We are very pleased if this document helps and facilitates you to understand and use the products. We strive to be accurate and reliable when writing documents , and may modify or change the content at any time without prior notice. If you encounter any problems during use, or have good suggestions, please contact us according to the contact information provided in the document. We will try our best to support you with the problems you encounter during use. We sincerely thank you for your suggestions and will evaluate and adopt them as soon as possible.



Beijing KystarTechnology Co., Ltd.

A professional provider of comprehensive solutions and operation services for ultra-high-definition video display and control.

Sales@kystar.net
www.kystar.com.cn/en | www.kommander.com.cn/en

